



Nanoparticle embedded double-layer coating for daytime radiative cooling



Zhifeng Huang^{a,b}, Xiulin Ruan^{a,*}

^aSchool of Mechanical Engineering and the Birck Nanotechnology Center, Purdue University, West Lafayette, IN 47907, USA

^bSchool of Power and Mechanical Engineering, Wuhan University, Wuhan, Hubei 430072, China

ARTICLE INFO

Article history:

Received 4 April 2016

Received in revised form 5 July 2016

Accepted 6 August 2016

Keywords:

Radiative cooling

Particle embedded coating

Monte Carlo simulation

Thermal radiation

Selective radiative property

ABSTRACT

Radiative cooling is a passive cooling method by emitting heat to outer space without energy input. In this work we propose a cost effective double-layer coating embedded with nanoparticles for both nighttime and daytime radiative cooling. The top and bottom layers are acrylic resin embedded with titanium dioxide and carbon black particles, respectively responsible for reflecting the solar irradiation and emitting the heat in the atmospheric transparency window. The carbon black layer is considered as the black substrate. For the top layer, different sizes of titanium dioxide particles are examined, and 0.2 μm radius is found to give the best cooling performance. More than 90% of the solar irradiation can be reflected, and the average emissivity in the atmospheric transparency window is larger than 0.9 in most directions. A daytime net cooling power over 100 W/m^2 is predicted at the ambient temperature. The cooling effect persists even if significant conduction and convection heat exchange is considered.

© 2016 Elsevier Ltd. All rights reserved.

1. Introduction

Cooling represents a significant sector of energy consumption. Radiative cooling, as a passive cooling method, can cool a structure without energy input. It utilizes the fact that the atmosphere is nearly transparent in the “sky window” between 8 and 13 μm , which allows for the emission of thermal radiation in this range from the surface to outer space.

Radiative cooling has been investigated for a long time, and many previous works have achieved nighttime cooling. However, the largest cooling power demand usually occurs at daytime under the direct sunlight, and the coolers need to have both high emissivity in the “sky window” and high reflectivity in the solar spectrum, which are difficult to achieve simultaneously. Several methods have been used to achieve night-time or day-time cooling effects. The first approach is to use materials of selective radiative properties. Selectively infrared emitting gases, such as ammonia (NH_3), ethylene (C_2H_4), and ethylene oxide ($\text{C}_2\text{H}_4\text{O}$), which have high emissivity in the “sky window”, are used for radiative cooling [1,2]. Some other materials including polyvinyl-fluoride plastic film and silicon monoxide film on aluminum also show good performance as selective emitters [3,4]. The second approach is to use periodic nanostructures [5–9] including photonic crystals and

metamaterials due to the advancements of fabrication technologies in recent years. A daytime radiative cooler was proposed to have a good cooling performance by numerical simulation [8]. It consists of two thermally emitting photonic crystal layers, below which lies a broadband solar reflector. An integrated photonic solar reflector and thermal emitter were fabricated and experimentally demonstrated for radiative cooling under direct sunlight for the first time by the same group [9]. However, the nanostructures used in these works are complicated and expensive, which will limit their large scale applications. The third approach, which is more scalable, is to embed micro/nano-particles in a matrix to form a coating or cover of selective radiative properties [10–17]. In some works [11–15], a cover foil made of particle embedded polyethylene was designed to have high reflectivity in the solar spectrum and high transparency in the “sky window”. These two requirements are usually in conflict with each other, requiring some compromise in the design. Meanwhile, in order to obtain good cooling performance, the emitter underneath needs to have high emissivity in the “sky window”. Some other works [16,17] have focused on both the thermal and esthetic performance that require high absorptivity in the visible range, limiting their performances for daytime cooling. A cost effective and scalable radiative cooler design for daytime radiative cooling still needs further exploration.

In this work, we propose a cost effective double-layer coating embedded with particles for both nighttime and daytime radiative cooling. The two layers are acrylic resin embedded with titanium

* Corresponding author.

E-mail address: ruan@purdue.edu (X. Ruan).

dioxide and carbon black particles, respectively responsible for reflecting the solar irradiation and emitting the heat in the “sky window”. In this way, regardless of how small the emissivity of the original surface in the “sky window” is, daytime cooling can be achieved after coating with these two layers, which is superior to previous cover designs [11–15]. The spectral radiative properties of the double-layer coating are calculated numerically, considering the effects of the particle size, particle concentration, and the coating thickness. Then, the cooling power is analyzed at both daytime and nighttime.

2. Theory and modeling methods

Selective radiative properties of the particle embedded coating are crucial for the radiative cooling application. The direct method to calculate the spectral radiative properties is to solve the Maxwell’s equations, since the particle size is comparable to the incident wavelength and the wave effect should be considered. However, this calculation is too time-consuming to be practical for our system. Here we seek an alternative way. First, the electromagnetic wave theory is used to calculate the radiative properties of a single particle. Assume the scattering behavior of each particle embedded in the coating is independent of the others for the low particle volume fraction considered in this work, the radiative properties of the particle embedded coating including absorption coefficient, scattering coefficient, and scattering phase function are readily calculated. Then, the obtained radiative properties are used to solve the Radiative Transfer Equation (RTE) to calculate the spectral reflectivity and emissivity of the coating. This approach has a good accuracy and is much more efficient than solving the Maxwell’s equations directly [16,17]. Finally, the cooling power of the coating under different conditions is evaluated.

2.1. Materials Selection

As shown in Fig. 1, our coating has a double-layer structure for daytime radiative cooling. The bottom layer designed to have high emissivity in the “sky window” in order to output heat from the surface. The top layer is used to reflect solar energy and needs to have high reflectivity in the solar spectrum. At the same time, it needs to have low reflectivity in the “sky window” in order not to reflect back the infrared emission by the bottom layer.

In order to achieve high reflectivity in the solar spectrum, the particle material needs to have a large bandgap so the solar irradiation will not be absorbed; meanwhile, the particle material needs to have a high refractive index. If the particle size is properly chosen, high reflectivity in the solar spectrum and low reflectivity in the “sky window” can be obtained simultaneously, since the particle size that effectively reflects solar irradiation is usually much

smaller than the long wavelength of the “sky window” radiation, hence the particles do not significantly scatter photons in this range. Titanium dioxide of rutile phase is not absorptive in most of the solar spectrum and has high refractive index in the spectrum [18]. It is chosen as the particle material for the top layer. The particles are embedded in acrylic resin because of the high transparency of acrylic resin in the whole considered spectrum range.

For the bottom layer, the only requirement is high emissivity in the “sky window”. Carbon black is a good choice for its high absorptivity and abundance. It behaves like a blackbody in absorbing radiative energy [19]. The carbon black particles can be either embedded in the acrylic resin or simply sprayed on the bottom surface of the top layer to form the second layer, which is used for emitting heat in the “sky window”. For simplicity it is considered as a black boundary of the top layer in this work.

2.2. Radiative properties of single particles

The radiative properties of a single spherical particle of radius r , interacting with an electromagnetic wave of wavelength λ , are governed by two independent nondimensional parameters: complex index of refraction $m = n - ik$, and size parameter $x = 2\pi r/\lambda$. Fig. 2 shows the spectral complex index of refraction of TiO₂ of rutile crystal structure in the range of 0.3–26 μm [18]. Since the structure cannot be treated as a cubic crystal, there are pronounced polarization effects. Therefore, two spectral optical constants which are respectively corresponding to the parallel and perpendicular polarization, referring to the radiation electrical field parallel and perpendicular to the c axis of the crystal, are given in Fig. 2. In this work, since the particles are embedded in an acrylic resin with a refractive index $n_0 = 1.5$, the complex index of refraction for the particles used in the following calculations should be changed from $(n - ik)$ to $(n - ik)/n_0$.

Once the complex index of refraction and the size of the particle is known, the radiative properties, usually represented by the extinction efficiency factor Q_{ext} , scattering efficiency factor Q_{sca} , and scattering phase function $\Phi(\Theta)$, can be calculated by solving the Maxwell’s equations [20]

$$Q_{ext} = \frac{2}{x^2} \sum_{n=1}^{\infty} (2n + 1) \Re\{a_n + b_n\} \tag{1}$$

$$Q_{sca} = \frac{2}{x^2} \sum_{n=1}^{\infty} (2n + 1) (|a_n|^2 + |b_n|^2) \tag{2}$$

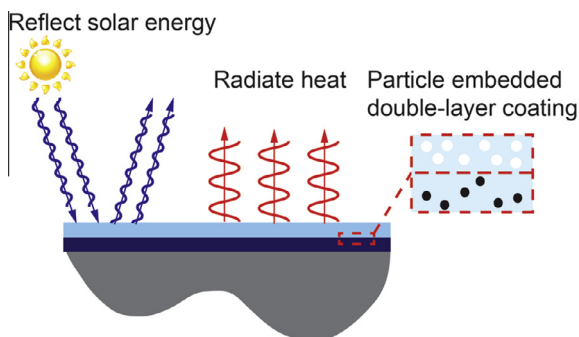


Fig. 1. Sketch of a functional double-layer coating used for daytime radiative cooling.

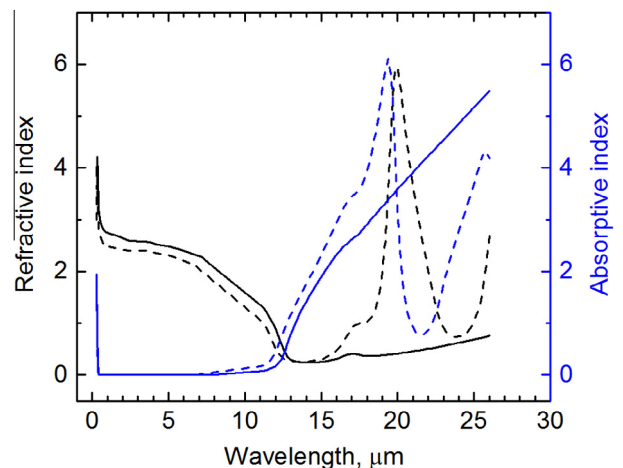


Fig. 2. Complex index of refraction of TiO₂ in the rutile state (Solid: Parallel polarization; Dash: Perpendicular polarization).

$$\Phi(\Theta) = 2 \frac{i_1 + i_2}{x^2 Q_{sca}} \quad (3)$$

The Mie scattering coefficients a_n and b_n are complex functions of x and $y = mx$,

$$a_n = \frac{\psi'_n(y)\psi_n(x) - m\psi_n(y)\psi'_n(x)}{\psi'_n(y)\zeta_n(x) - m\psi_n(y)\zeta'_n(x)} \quad (4)$$

$$b_n = \frac{m\psi'_n(y)\psi_n(x) - \psi_n(y)\psi'_n(x)}{m\psi'_n(y)\zeta_n(x) - \psi_n(y)\zeta'_n(x)} \quad (5)$$

where the function ψ_n and ζ_n are known as Riccati-Bessel functions.

The nondimensional polarized intensities i_1 and i_2 in Eq. (3) are calculated from

$$i_1(x, m, \Theta) = |S_1|^2, \quad i_2(x, m, \Theta) = |S_2|^2 \quad (6)$$

$$S_1(\Theta) = \sum_{n=1}^{\infty} \frac{(2n+1)}{n(n+1)} [a_n \pi_n(\cos \Theta) + b_n \tau_n(\cos \Theta)] \quad (7)$$

$$S_2(\Theta) = \sum_{n=1}^{\infty} \frac{(2n+1)}{n(n+1)} [b_n \pi_n(\cos \Theta) + a_n \tau_n(\cos \Theta)] \quad (8)$$

where the directional dependent functions π_n and τ_n are related to Legendre polynomials P_n by

$$\pi_n(\cos \Theta) = \frac{dP_n(\cos \Theta)}{d \cos \Theta} \quad (9)$$

$$\tau_n(\cos \Theta) = \cos \Theta \pi_n(\cos \Theta) - \sin^2 \Theta \frac{d\pi_n(\cos \Theta)}{d \cos \Theta} \quad (10)$$

The Mie theory is applied to calculate the radiative properties of single particles in this work. The calculation code is revised based on the code authored by Modest [20]. Test results calculated by the present code have very good consistency with those by Mahan [21], which shows the reliability of results calculated by both codes.

2.3. Spectral reflectivity and emissivity of coatings

In order to fabricate a coating with uniform and required radiative properties, a large number of particles need to be dispersed uniformly in a matrix. In this work, the particle volume fraction is kept at a small value (<5%), so only independent scattering is considered. If N_i ($i = 1, 2, \dots, m$) is the number of particles per unit volume with corresponding particle radius r_i ($i = 1, 2, \dots, m$), then the scattering coefficient $\sigma_{s\lambda}$, absorption coefficient κ_λ , and scattering phase function $\Phi_{T\lambda}(\Theta)$ of the composite can be calculated by

$$\sigma_{s\lambda} = \sum_{i=1}^m \pi r_i^2 N_i Q_{sca,i} \quad (11)$$

$$\kappa_\lambda = \sum_{i=1}^m \pi r_i^2 N_i Q_{abs,i} \quad (12)$$

$$\Phi_{T\lambda}(\Theta) = \frac{1}{\sigma_{s\lambda}} \sum_{i=1}^m \pi r_i^2 N_i Q_{abs,i} \Phi(r_i, \Theta) \quad (13)$$

where $Q_{abs,i}$, $Q_{sca,i}$, and $\Phi(r_i, \Theta)$ are calculated from Eqs. (1)–(3) and with the correlation $Q_{ext,i} = Q_{abs,i} + Q_{sca,i}$. For coatings with uniform size particles, m is equal to one. As shown in Fig. 2, particles with parallel or perpendicular polarization have different complex refractive index. These two types of particles are assumed to have the same number in the coating. Then, the average scattering and absorption coefficient, scattering phase function can be calculated by Eqs. (11)–(13).

After the effective radiative properties of the coating are obtained, the calculation model of the spectral reflectivity and emissivity of the coating can be simplified as shown in Fig. 3. The particle embedded coating is considered as a homogeneous medium with specified scattering coefficient $\sigma_{s\lambda}$, absorption coefficient κ_λ , and scattering phase function $\Phi_{T\lambda}(\Theta)$. The carbon black layer at the bottom is considered as the black boundary of the top TiO₂ layer.

After solving the RTE [20],

$$\frac{dI_\lambda}{ds} = \kappa_\lambda I_{b\lambda} - (\kappa_\lambda + \sigma_{s\lambda}) I_\lambda + \frac{\sigma_{s\lambda}}{4\pi} \int_{4\pi} I_\lambda(\hat{s}_i) \Phi_\lambda(\hat{s}_i, \hat{s}) d\Omega_i \quad (14)$$

with the boundary condition (when $x = d$, $\varepsilon = 1.0$), the spectral reflectivity (ρ_λ) of the double-layer coating is obtained. The spectral emissivity (ε_λ) is equal to the spectral absorptivity according to Kirchhoff's law, which is calculated by $1 - \rho_\lambda$ since there is no transmission because of the black boundary at the bottom. In this work the scattering phase function of the composite calculated by the Mie theory is complicated. Monte Carlo method can handle it without any approximation and is used here. 10,000 energy bundles are used for each case calculation and energy bundles are traced based on the path-length method used in Distributions of Ratios of Energy Scattered Or Reflected (DRESOR) method [22,23].

2.4. Radiative cooling power of coatings

Consider a surface coated with the coating at temperature T , the net cooling power P_{net} of the coating with area A is given by [9]

$$P_{net}(T) = P_{rad}(T) - P_{atm}(T_{amb}) - P_{sun} - P_{cond+conv} \quad (15)$$

where T_{amb} is the ambient temperature. P_{rad} is the power emitted by the coating, P_{atm} is the absorbed power from the atmosphere radiation, P_{sun} is the absorbed solar power, $P_{cond+conv}$ is the absorbed power due to conduction and convection. They can be calculated by [9]

$$P_{rad}(T) = A \int_{2\pi} d\Omega \cos \theta \int_0^\infty d\lambda I_B(T, \lambda) \varepsilon(\lambda, \theta) \quad (16)$$

$$P_{atm}(T_{amb}) = A \int_{2\pi} d\Omega \cos \theta \int_0^\infty d\lambda I_B(T_{amb}, \lambda) \varepsilon(\lambda, \theta) \varepsilon_{atm}(\lambda, \theta) \quad (17)$$

$$P_{sun} = A \int_0^\infty d\lambda \alpha(\lambda, 0) I_{AM1.5}(\lambda) \quad (18)$$

$$P_{cond+conv}(T, T_{amb}) = Ah_c(T_{amb} - T) \quad (19)$$

where $I_B(T, \lambda)$ is the blackbody spectral intensity, $\varepsilon(\lambda, \theta)$ is the directional emissivity of the coating at wavelength λ , $\alpha(\lambda, 0)$ is the normal absorptivity of the coating at wavelength λ , $\varepsilon_{atm}(\lambda, \theta) = 1 - t(\lambda)^{1/\cos \theta}$ is the directional emissivity of the atmosphere, where $t(\lambda)$ is the atmospheric transmittance in the zenith direction [24]. The atmospheric transmittance varies with the column water vapor and air mass value. The column water vapor is assumed to be

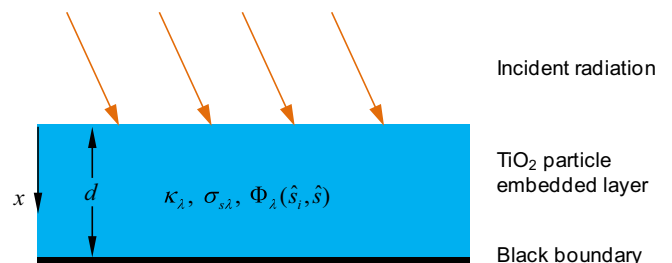


Fig. 3. Calculation model of the RTE.

1.0 mm and the air mass is 1.5 in the following calculations. $I_{AM1.5}(\lambda)$ is the solar illumination with direct normal irradiance of 900 W/m^2 [25]. h_c is the combined conduction and convection heat transfer coefficient. In Eq. (18) it is assumed that the coating is facing the sun, so the absorptivity is equal to the emissivity in normal direction of the coating according to Kirchhoff's law.

3. Results and discussion

3.1. Ideal radiative coolers

The ideal radiative cooler is considered as the cooler with the ideal selective radiative properties, which can achieve the maximum net cooling power under specified surrounding conditions. As indicated in Eq. (15), the net cooling power of a radiative cooler is determined by four terms. The last term of the absorbed power due to conduction and convection is not affected by the cooler's radiative properties but the surrounding conditions, so it's not considered here to determine the ideal selective radiative properties of the cooler. Apparently, the ideal cooler needs to be an ideal emitter in the "sky window" and also an ideal reflector in the solar spectrum. Other than these two spectral ranges (0.3–2.5 and 8–13 μm), the radiative property variation may have two opposite influences on the cooling power. For example, when the radiative cooler's temperature is lower than the atmosphere temperature, the increase of the surface emissivity will increase the cooler's emission power, at the same time, the power absorbed from the atmosphere also increases.

Fig. 4(a) shows two ideal emitters which both have ideal radiative properties in the solar spectrum and the "sky window". However, outside of these two spectral ranges they have completely different properties, one with unity emissivity and the other with zero emissivity. The ambient temperature is assumed to be 300 K. The cooling powers of these two emitters are shown in Fig. 4(b). According to the figure, emitter 1 can achieve a lower equilibrium temperature (the cooling power is equal to zero) than emitter 2, since it doesn't absorb heat from the atmosphere when its temperature is lower than the ambient. On the other hand, emitter 2 can generate more cooling power than emitter 1 if the surface temperature is higher than 280 K. As discussed before, when the surface temperature is lower than the ambient temperature, the emissivity increase outside of the spectral ranges of the solar spectrum and the "sky window" will enhance the emission

from the surface and the absorption from the atmosphere at the same time. When the surface temperature is higher than a specific value (280 K in this case), the increase in emission is dominant over the increase in absorption, leading to a better cooling performance of emitter 2.

In a word, the ideal radiative cooler must be an ideal reflector in the solar spectrum range and an ideal emitter in the "sky window". Outside of these two spectral ranges, depending on the cooling purpose (low equilibrium temperature or high cooling power) and operation temperature, the requirement of the spectral radiative properties may be different. In the following discussion, we will mainly focus on the radiative properties in the solar spectrum and the "sky window".

3.2. Radiative properties of particle embedded coatings

In order to investigate the effect of particle sizes, four coatings embedded with titanium dioxide particles with radius $r = 0.1, 0.2, 0.3,$ and $0.4 \mu\text{m}$ respectively are considered. The particle volume fractions of the coatings are kept the same at 4%. The thickness of the coatings is 500 μm . The scattering coefficients of these coatings are shown in Fig. 5(a). Each curve shows a scattering peak which shifts to longer wavelength as the particle sizes increase. Also, as the particle size increases, the scattering coefficient has a weaker dependence on the wavelength. The spectral reflectivity is calculated under the normal irradiation in Fig. 5(b). It can be seen that as the particle size increases, the reflectivity in long wavelength increases and the curve becomes relatively flat in the whole solar spectrum, but the reflectivity in the visible band becomes smaller. Therefore, changing the particle size yields two opposite effects for daytime radiative cooling performance, and the particle size optimization will be accomplished in the next section.

The reflectivity in the "sky window" for all four coatings is very small (not shown in Fig. 5) since the particles are too small to be "seen" by the long wavelength in the "sky window". This leads to a high emissivity of the coating in this spectral range and benefits for emitting heat to the deep space.

The spectral and directional emissivity of the double-layer coating is shown in Fig. 6. Since all the coatings with different particle sizes have similar trend, only the coating embedded with particles of 0.2 μm in radius is shown here for brevity. The coating thickness is 500 μm and the volume fraction of particles is 4%. The carbon

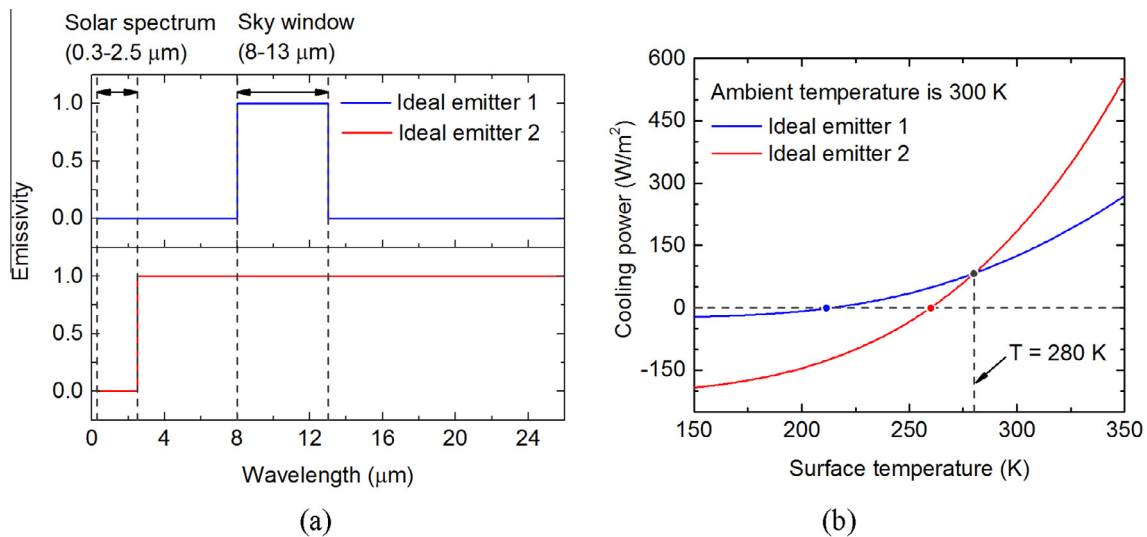


Fig. 4. Cooling performance of two ideal emitters (a) spectral emissivity (b) cooling power.

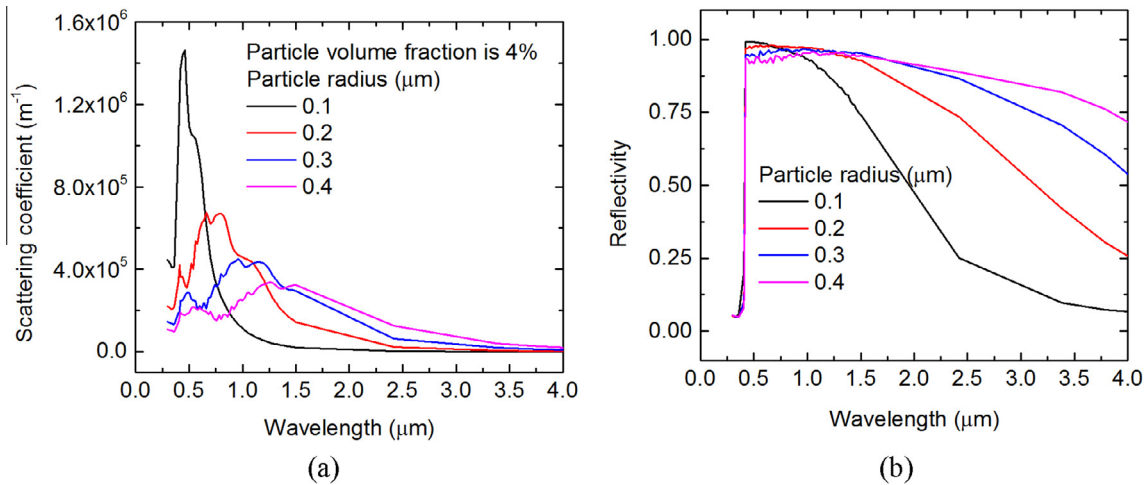


Fig. 5. Radiative properties of particle embedded coatings (a) scattering coefficient (b) reflectivity.

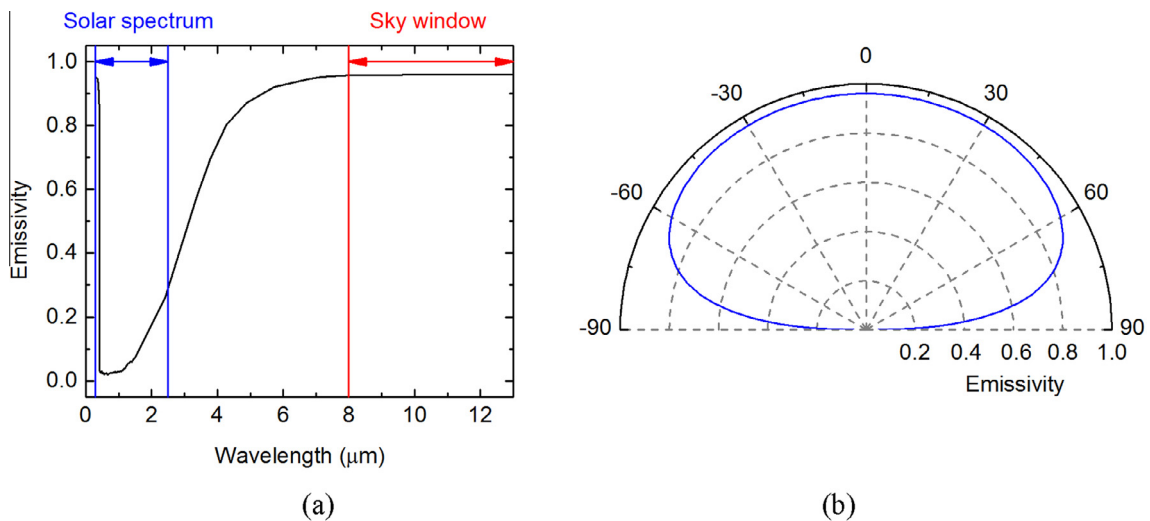


Fig. 6. Emissivity of the coating with particle radius $r = 0.2 \mu\text{m}$ (a) normal direction (b) average emissivity in the “sky window” (8–13 μm).

black layer is considered as a black substrate. The spectral emissivity in the normal direction is shown in Fig. 6(a). Because there is no transmission through the coating, the sum of the spectral reflectivity ρ and absorptivity α is equal to unity. According to Kirchhoff’s law the emissivity ε equals to the absorptivity α , then we have $\rho = 1 - \varepsilon$. From the figure, the coating has low emissivity in the solar spectrum, especially in the short wavelength range in which the sun irradiates strongly. About 91% of the solar energy is reflected by the coating, which is very important for the daytime cooling. At the same time, the coating has very high emissivity (more than 0.95) in the “sky window” and can maximally emit heat out to the deep space.

Fig. 6(b) shows the directional average emissivity in the “sky window”. The emissivity is more than 0.90 in most directions except when the angle is larger than 60 degrees. This is a good feature to maximize the emission power (P_{rad}) according to Eq. (16). The results in Fig. 6 show that the coating has the desirable properties for daytime radiative cooling.

3.3. Cooling performance of particle embedded coatings

The cooling performance of coatings embedded with different size particles is shown in Fig. 7. The power emitted by the coating

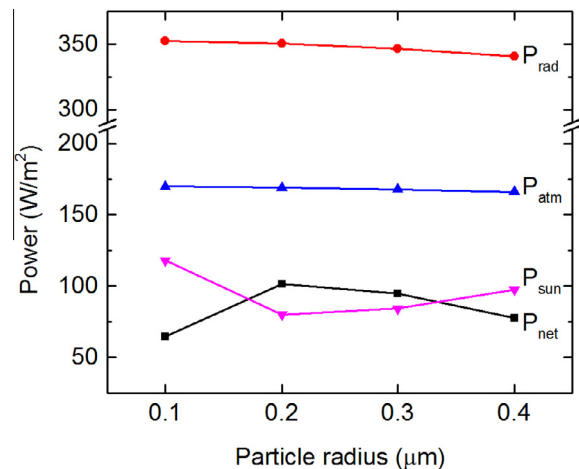


Fig. 7. Net cooling power (P_{net}) and its components (P_{rad} , P_{atm} , P_{sun}) for coatings embedded with different size particles.

(P_{rad}), the absorbed power from the atmosphere radiation (P_{atm}), the absorbed solar power (P_{sun}), and the net cooling power (P_{net}) are plotted in this figure. The coatings are the same as those shown

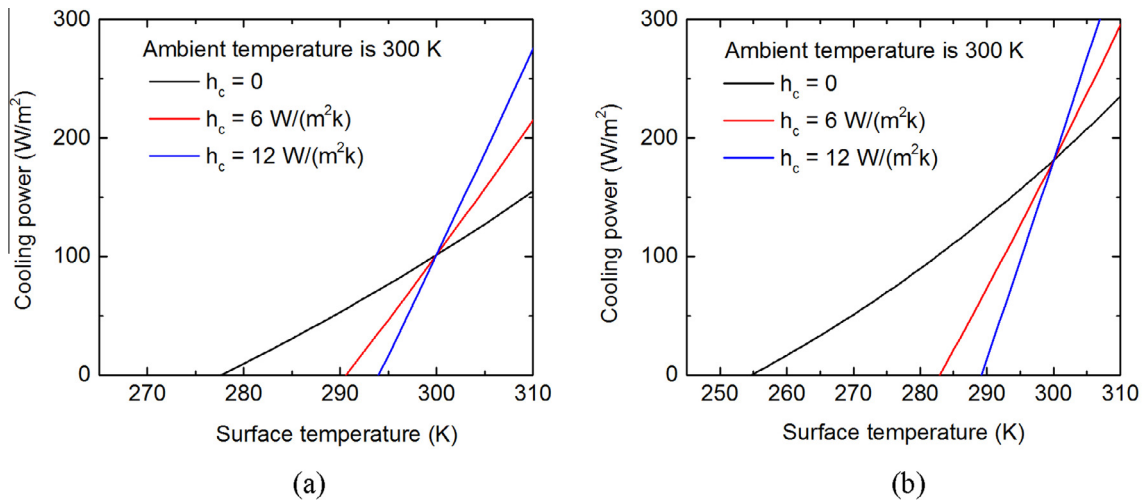


Fig. 8. Cooling power of the coating with particle radius $r = 0.2 \mu\text{m}$ (a) at daytime (b) at nighttime.

in Fig. 5. The ambient temperature is 300 K and the coating is assumed to be held at the same temperature as the ambient. Therefore, there is no net conduction or convection. As shown in the figure, the emitted power by the surface (P_{rad}) and the absorbed power from the atmosphere (P_{atm}) do not change much as the particle size varies. This is because P_{rad} and P_{atm} are mainly influenced by the radiative properties in the infrared range ($\lambda > 4.5 \mu\text{m}$), and different size of the particles does not cause much difference of the radiative properties at long wavelength. On the other hand, the absorbed power from the solar (P_{sun}) is mainly influenced by the radiative properties in the solar spectrum ($0.3\text{--}2.5 \mu\text{m}$), which varies significantly with different particle sizes. The coating with particle radius of $0.2 \mu\text{m}$ absorbs the least solar energy and has the best cooling performance among the considered coatings. The radius of $0.2 \mu\text{m}$ is considered as the optimized size of the titanium dioxide particles for the daytime radiative cooling, and the following discussion will focus on the coating embedded with these specific particles.

The cooling performance of the coating is further investigated by taking into consideration of conduction and convection heat exchange. Three different combined coefficients of conduction and convection $h_c = 0, 6, 12 \text{ W}/(\text{m}^2\text{K})$ are considered, in which $h_c = 0$ means the conduction and convection is negligible, $h_c = 6, 12 \text{ W}/(\text{m}^2\text{K})$ represents the cases that the wind speed is about 1 m/s and 3 m/s, respectively [26], and assume the coating is coated on a structure such as the polystyrene and the conduction coefficient is negligible compared to the convection coefficient. The ambient temperature is 300 K.

As shown in Fig. 8(a), this coating has the potential to achieve a net cooling power of $100 \text{ W}/\text{m}^2$ at ambient temperature under direct solar irradiation. At nighttime the cooling power is more than $180 \text{ W}/\text{m}^2$ at the ambient temperature as shown in Fig. 8 (b). The coating can achieve an equilibrium temperature of 278 K and 255 K at daytime and nighttime, respectively. Consider a practical case, if the wind speed above the coating is around 3 m/s, which corresponds to the case that h_c is equal to $12 \text{ W}/(\text{m}^2\text{K})$, the cooling power at the ambient temperature is not affected. The cooling power at the temperature higher than the ambient temperature is even larger than the case of $h_c = 0$ thanks to the cooling effect by the convection. When the surface temperature is lower than the ambient temperature, the convection results in heating, and the coating can still achieve cooling effect with the equilibrium temperature of 294 K at daytime and 289 K at nighttime.

4. Conclusions

In this work we have proposed a cost-effective double-layer coating embedded with particles for the first time for both nighttime and daytime radiative cooling. The two layers are acrylic resin embedded with titanium dioxide and carbon black particles. First, the radiative properties of ideal radiative coolers are analyzed. The ideal radiative cooler must have high reflectivity in the solar spectrum and high emissivity in the atmospheric transparency window. Outside of these two spectral ranges, depending on the cooling purpose and operation temperature, the requirement of the spectral radiative properties is different. Then, the cooling performance of the designed double-layer coatings is investigated. The spectral reflectivity and emissivity of the coating are calculated by the Mie theory and solving the Radiative Transfer Equation. Different sizes of the titanium dioxide particles are examined for the cooling purpose. Results show that the coating embedded with particles of $0.2 \mu\text{m}$ in radius has the best cooling performance. More than 90% of the solar irradiation can be reflected, and the average emissivity in the atmospheric transparency window is larger than 0.9 in most directions. Net cooling power over $100 \text{ W}/\text{m}^2$ at daytime and over $180 \text{ W}/\text{m}^2$ at nighttime is achieved at ambient temperature. The lower achieved equilibrium temperature than the ambient temperature shows the cooling effect persists even taking consideration of significant conduction and convection heat exchange.

Acknowledgements

ZH acknowledges the partial support by the National Natural Science Foundation of China (Nos. 51676142, 51106058) and the International Postdoctoral Exchange Fellowship Program (No. 20130022). XR acknowledges the partial support of the National Science Foundation (Award No. 1150948).

References

- [1] E.M. Lushiku, A. Hjortsberg, C.G. Granqvist, Radiative cooling with selectively infrared-emitting ammonia gas, *J. Appl. Phys.* 53 (8) (1982) 5526–5530.
- [2] E.M. Lushiku, C.-G. Granqvist, Radiative cooling with selectively infrared-emitting gases, *Appl. Opt.* 23 (11) (1984) 1835–1843.
- [3] S. Catalanotti, V. Cuomo, G. Piro, D. Ruggi, V. Silvestrini, G. Troise, The radiative cooling of selective surfaces, *Sol. Energy* 17 (2) (1975) 83–89.
- [4] C.G. Granqvist, A. Hjortsberg, Radiative cooling to low temperatures: general considerations and application to selectively emitting SiO films, *J. Appl. Phys.* 52 (6) (1981) 4205–4220.

- [5] D.M. Diatezua, P.A. Thiry, A. Dereux, R. Caudano, Silicon oxynitride multilayers as spectrally selective material for passive radiative cooling applications, *Sol. Energy Mater. Sol. Cells* 40 (3) (1996) 253–259.
- [6] L. Zhu, A. Raman, S. Fan, Color-preserving daytime radiative cooling, *Appl. Phys. Lett.* 103 (22) (2013) 223902.
- [7] L. Zhu, A. Raman, K.X. Wang, M.A. Anoma, S. Fan, Radiative cooling of solar cells, *Optica* 1 (1) (2014) 32–38.
- [8] E. Rephaeli, A. Raman, S. Fan, Ultrabroadband photonic structures to achieve high-performance daytime radiative cooling, *Nano Lett.* 13 (4) (2013) 1457–1461.
- [9] A.P. Raman, M.A. Anoma, L. Zhu, E. Rephaeli, S. Fan, Passive radiative cooling below ambient air temperature under direct sunlight, *Nature* 515 (7528) (2014) 540–544.
- [10] A.W. Harrison, M.R. Walton, Radiative cooling of TiO₂ white paint, *Sol. Energy* 20 (2) (1978) 185–188.
- [11] A. Andretta, B. Bartoli, B. Coluzzi, V. Cuomo, Selective surfaces for natural cooling devices, *J. Phys. Colloques* 42 (C1) (1981), C1-423-C1-430.
- [12] T.M. Nilsson, G.A. Niklasson, Optimization of optical properties of pigmented foils for radiative cooling applications: model calculations, *Proc. SPIE* 1536, *Optical Materials Technology for Energy Efficiency and Solar Energy Conversion X*, San Diego, CA, 1991, pp. 169–182.
- [13] T.M.J. Nilsson, G.A. Niklasson, C.G. Granqvist, A solar reflecting material for radiative cooling applications: ZnS pigmented polyethylene, *Sol. Energy Mater. Sol. Cells* 28 (2) (1992) 175–193.
- [14] T.M.J. Nilsson, G.A. Niklasson, Radiative cooling during the day: simulations and experiments on pigmented polyethylene cover foils, *Sol. Energy Mater. Sol. Cells* 37 (1) (1995) 93–118.
- [15] A.R. Gentle, G.B. Smith, Radiative heat pumping from the earth using surface phonon resonant nanoparticles, *Nano Lett.* 10 (2) (2010) 373–379.
- [16] H. Gonome, M. Baneshi, J. Okajima, A. Komiya, S. Maruyama, Controlling the radiative properties of cool black-color coatings pigmented with CuO submicron particles, *J. Quant. Spectrosc. Radiat. Transfer* 132 (2014) 90–98.
- [17] H. Gonome, M. Baneshi, J. Okajima, A. Komiya, N. Yamada, S. Maruyama, Control of thermal barrier performance by optimized nanoparticle size and experimental evaluation using a solar simulator, *J. Quant. Spectrosc. Radiat. Transfer* 149 (2014) 81–89.
- [18] E.D. Palik, *Handbook of Optical Constants of Solids*, Academic Press, San Diego, 1985.
- [19] J.R. Howell, M.P. Menguc, R. Siegel, *Thermal Radiation Heat Transfer*, fifth ed., CRC Press, 2011, p. P11.
- [20] M.F. Modest, *Radiative Heat Transfer*, second ed., Academic Press, San Diego, 2003, p. P391.
- [21] J.R. Mahan, *Radiation Heat Transfer: A Statistical Approach*, Wiley, 2002.
- [22] H.-C. Zhou, Q. Cheng, Z.-F. Huang, C. He, The influence of anisotropic scattering on the radiative intensity in a gray, plane-parallel medium calculated by the DRESOR method, *J. Quant. Spectrosc. Radiat. Transfer* 104 (1) (2007) 99–115.
- [23] Z. Huang, H. Zhou, Q. Cheng, P.-F. Hsu, Solution of radiative intensity with high directional resolution in three-dimensional rectangular enclosures by DRESOR method, *Int. J. Heat Mass Transfer* 60 (2013) 81–87.
- [24] IR Transmission Spectra, Gemini Observatory. <http://www.gemini.edu/?q=node/10789> (accessed May 11, 2015).
- [25] Standard Tables for Reference Solar Spectral Irradiances: Direct Normal and Hemispherical on 37° Tilted Surface, ASTM International, Designation: G173–03 (Reapproved 2012).
- [26] J.A. Duffie, W.A. Beckman, *Solar Engineering of Thermal Processes*, fourth ed., John Wiley & Sons Inc, Hoboken, New Jersey, 2013, p. P164.